

Introducing the world's first
tool-free concealed cistern





Know-How Installed

Knowledge, innovation and integration – together these form our guiding philosophy: Know-How Installed.

Knowledge refers to our ability to translate our expertise and innovative theory into practical benefits. Innovation drives everything we do – every small improvement contributes to an optimised bigger picture. Integration is key to our product design; nothing we do is in isolation. Every product is designed to maximise synergy and performance throughout the entire system.

That is Know-How Installed.

Introducing the Geberit UP320 concealed cistern. In true Know-How Installed tradition, we have built in a variety of improvements to enhance functionality, quality and reliability.



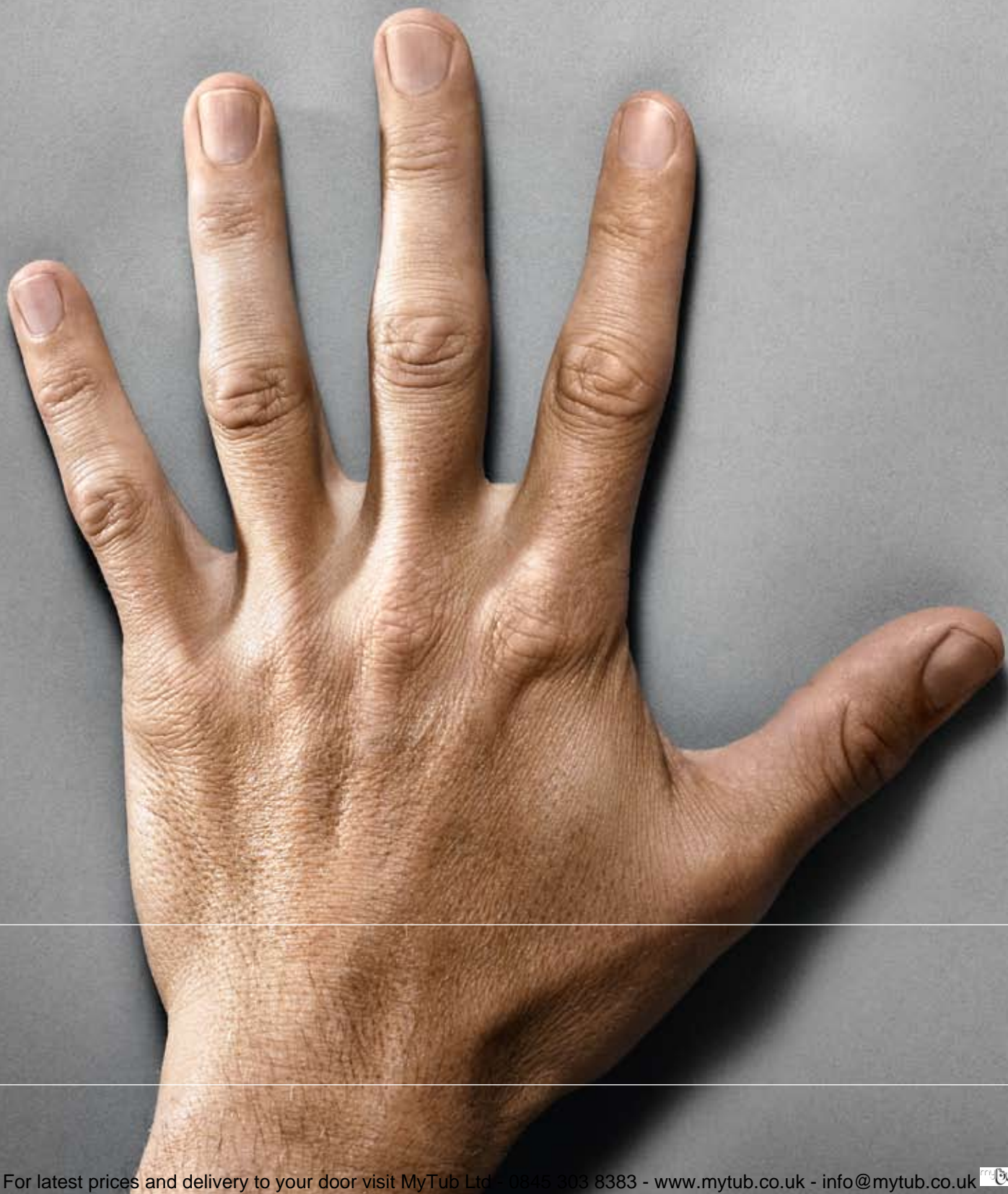
The UP320 is the world's first tool-free cistern, but that's only the start of the story.


The Duofix installation is now even easier to work with and we

proudly unveil a new designer range of flush plates. It's all here. Enjoy!



The only tools you'll need are the ones
you were born with





**KNOW
HOW
INSTALL**

Once secured to the wall, fitting and maintaining the handy new UP320 requires no tools at all – everything simply clicks into place.



Suprisingly simple



The UP320 concealed cistern boasts a number of innovative features, born of our dedication to uncomplicated, tool-free installation.



Protection housing

The protection housing is simply clipped into place with no screwing required. The length can be altered by snapping the excess off by hand – a patented Geberit technology.



Stop valve

A simple wheel mechanism means you can now open and close the stop valve by hand.



Hose connection

The hose connection is easy to reach and you can also screw it and fix it by hand.





Colour coding means
no more guessing

Wondering if an internal part is adjustable? We've colour-coded all our internal parts, so all blue parts are adjustable. That's all you need to remember.



Mounting frame

The mounting frame is easily attached using the distance rods and the blue wedges with no screwing required.



Push rods

No measuring or cutting required – just snap off the excess length and fasten by turning the rod 90 degrees.

**KNOW
HOW**



Giving you
a helping hand

Even the best designs can be improved upon. We've added new feet to our Duofix installation frame to hold it at the required height while you install it. So installation is now a one-man job.

Speed
and control





Already a byword for easy installation, the new and improved Duofix requires a minimum of tools, has only four connection points and, best of all, you won't need any help to mount it on the wall. Three simple steps and you're there:



Step 1

Place the installation frame in the desired position, and mount the feet.



Step 2

Lift it to the required height and the friction feet will keep it in place. Secure them afterwards.



Step 3

Fix the frame into place.

Three easy installation steps you can perform without assistance.

**KNOW
HOW**

Adjustable
convenience



HOE INSTALLED

Duofix now has a depth-adjustable drainage pipe bracket. The resulting flexibility prevents tension on the pipes, making leaks less likely.

It will also cut down the time you spend connecting the drainage to the frame.



All-round flexibility

The drainage pipe bracket has two different mounting positions, providing a greater range of adjustability. We give you even more flexibility by offering you the option of mounting the waste water pipe from the side behind 75mm studs.



Roomy interior

We've left you plenty of room to manoeuvre within the installation element, making it even easier to install the outlet bend and drainage pipe.



Ease the tension

Slots on the waste drainage bracket let you position the drainage bend at whatever depth you need, preventing tension on the pipe.



Finish in style






■ GEBERIT

Introducing the perfect finishing touch to any Geberit concealed cistern installation, a brand new range of designer flush plates that set the standard for form and function.



Drawn together
in perfect harmony





Our new range of toilet and urinal* flush plates are perfectly matched in appearance and quality. The inlays on our discreet and stylish flush plates come in a range of colors, so you can choose a color to match your bathroom. The Sigma50 flush plate even offers you the freedom to design a cover to match your bathroom's décor.

*Urinal plates available in January 2009



Duofix WC Frame

The new Duofix frame is fully compatible with the UP320 concealed cistern.

Robust steel Duofix frames support wall-mounted toilets, washbasins, bidets and urinals. With all parts supplied (see the new accessory range below) and only four mounting points, installation is quick and easy.





Duofix Urinal Frame



Duofix Washbasin Frame



Duofix Bidet Frame



Feet-fixing bracket

If for any reason you can't drill into the floor, for example if the flooring is waterproofed, this bracket allows you to fix our frame feet to the wall.



System rail

Using Geberit system rail and wall brackets for Duofix frames simplifies installation.



Cross bar

You can install this inside the frame to provide a brace for wall-mounted toilets that have smaller contact surfaces.



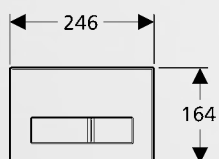
Adjustable for washbasins wider than 38cm

Now washbasins can be mounted at a fastening distance of between 38cm and 58cm, which means ceramic washbasins of all sizes can be mounted on a standard Duofix washbasin frame.



Extension angle bracket

You'll find this indispensable when you have to leave a gap between the frame and the dry-wall studs.



Sigma50 115.788.xx.1
 Inlay in white 11
 Inlay in black DW
 Inlay in pergamon EP
 Inlay in green satined SE



Twist 115.780.xx.1
 White 11
 Satinox GM
 Gloss chrome 21
 Matt chrome 46



Sigma20 115.778.xx.1
 White/gloss/white KJ
 Black/gloss/black KM
 Gloss/matt/gloss KH
 Matt/gloss/matt KN



Mambo 115.751.xx.1
 Stainless steel 00



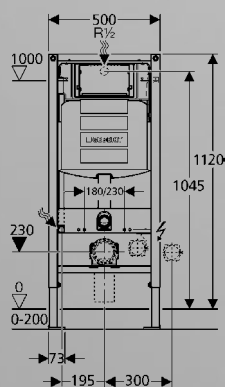
Sigma10 115.758.xx.1
 White/gloss/white KJ
 Black/gloss/black KM
 Gloss/matt/gloss KH
 Matt/gloss/matt KN



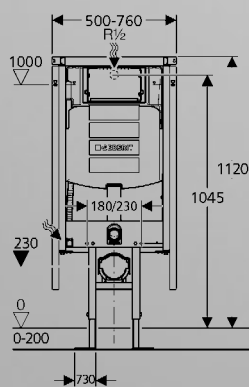
Rumba 115.750.xx.1
 White 11
 Pergamon EP
 Gloss chrome 21
 Matt chrome 46

For more colours and varieties visit www.geberit.co.uk

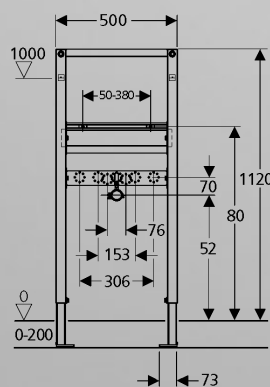
System height 1.12m



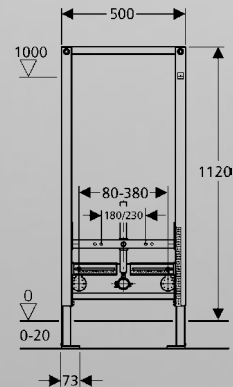
Duofix WC with UP320 cistern
 111.384.00.5 111.383.00.5
 Universal Pre-wall



Duofix Corner WC with UP320 cistern
 111.399.00.5

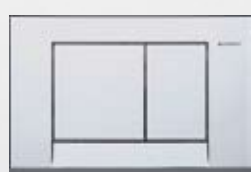


Duofix basin
 111.495.00.1



Duofix bidet
 111.545.00.1

Flush plates and systems available
for installations of 1.12m in height



Bolero	115.777.xx.1
White	11
Pergamon	EP
Gloss chrome	21
Matt chrome	46



HyTronic infra-red electronic urinal control, battery powered	115.802.xx.1
White	11
Chrome	46




Samba	115.770.xx.1
White	11
Pergamon	EP
Gloss chrome	21
Matt chrome	46



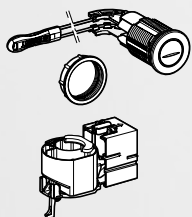
HyTronic automatic infra-red WC flush, battery powered	115.89x.00.1
Battery	0
Mains Powered	1



Tango	115.760.xx.1
White	11
Satinox	GM
Gloss chrome	21
Matt chrome	46



HyTronic infra-red sensor flush	115.857.xx.1
Stainless steel	00
Gloss chrome	21



HyTouch pneumatic single flush button plastic 115.114.xx.1

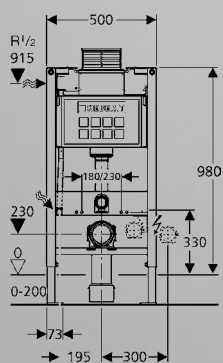
White	11
Gloss chrome	21
Stainless steel brushed	FW



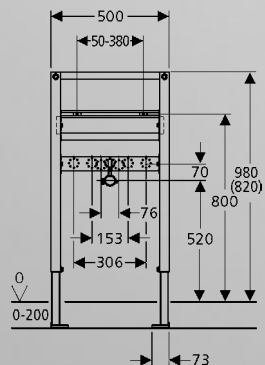
HyTouch mechanical dual flush button 115.992.xx.1

Metal	Z
Plastic	1

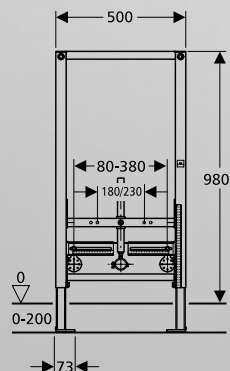
System height 0.98cm



Duofix WC Frame with UP200 cistern
111.292.00.1
Pre-wall



Duofix Basin Frame
111.494.00.1



Duofix Bidet Frame
111.544.00.1

Flush plates and systems available for installations of approximately 0.98m or 0.82m in height



Kappa20	115.228.xx.1
White	11
Pergamon	EP
Gloss chrome	21
Matt chrome	46

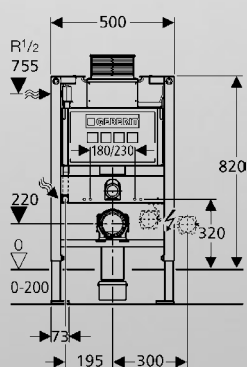


Artline	115.666.xx.1
White	11
Gloss chrome	21
Matt chrome	46

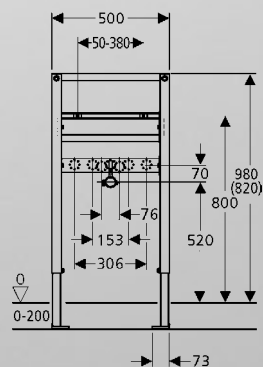


Kappa50	115.260.xx.1
White	11
Palladium	HC
Gloss chrome	21
Matt chrome	46

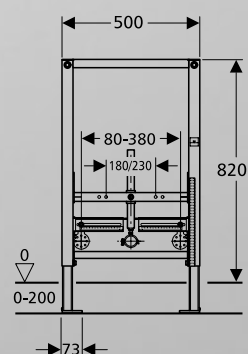
System height 0.82m



**Duofix WC Frame with
UP200 cistern**
111.242.00.1
Pre-wall



Duofix Basin Frame
111.494.00.1



Duofix Bidet Frame
111.543.00.1





Safety by design

Look closely at the new Geberit concealed cistern and you won't find a single join or seam. This is thanks to state-of-the-art one-piece plastic mould production, which means there is no danger of cracks forming anywhere. That's a water-tight argument for reliability that is guaranteed to hold – and one more example of Know-How Installed at work.

**KNOW
HOW**



See the full Geberit range
www.geberit.co.uk



Geberit Sales Ltd
PO Box 67
College Road
Aylesford
Kent ME6 9BX

Freephone: 0800 077 8365
Fax: +44 (0)1622 710 010
Literature: 0800 007 5133
Eire: +44 (0)1622 717 811
Literature: +44 (0)1270 824 015

www.geberit.co.uk