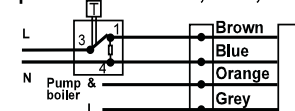
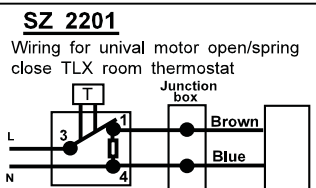


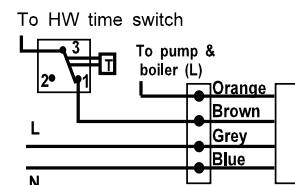
SZ 2301 plus variants. SZV 2212 plus variants 2212F, 2218, 2228



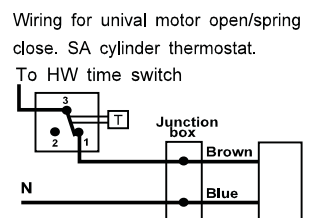
Wiring for unival motor open/spring close TLX room thermostat



SZ 2201 Wiring for unival motor open/spring close TLX room thermostat



Wiring for unival motor open/spring close SA cylinder thermostat



Wiring for unival motor open/spring close. SA cylinder thermostat. To HW time switch

# SZ

SZ Installation leaflet LE/0408/0022

Mod No. H8641 Jan 1999 Change No.0

Mod No. H8652 August 1999 Change No.1

Mod No. H8725/A June 2000 Change No 2

July 2011 Change No 3

Artwork back sheet Sheet 2 of 2

3 off per A4 sheet double sided

See sheet 1 for front artwork

Actuator	Valve	Switch
SZ 2201	Normally closed	None
SZ 2251	Normally open	None
SZ 2301	Normally closed	Nor.open
SZ 2301F	Normally closed	Nor.open
SZ 2302	Normally closed	s.p.d.t.
SZ 2351	Normally open	Nor.open
SZ 2355	Normally open	s.p.d.t.
SZV 2212	Normally open	Nor.open
SZV 2212F	Normally open	Nor.open
SZV 2228	Normally open	Nor.open
SZV 2218F	Normally open	Nor.open
SZV 2286	Normally closed	Nor.open
SZV 2288	Normally closed	Nor.open
SZV 2289	Normally closed	Nor.open

Suitable alternative room thermostat  
TLX 2259 TLX 2222  
TLX 2358 TLX 2910

Suitable hot water cylinder thermostat  
SA 1452  
SA 2452

### WIRING

Electrical supply details are shown on cover label. Connections to the actuators **must** be made in accordance with the wiring diagram for correct operation. The actuator must be protected with a 3amp fuse.

In line with a policy of continuous product improvement, Sunvic Controls Ltd. reserves the right to change the specification, design and materials of products without prior notice.

szdiag.art