


**G00016-L IS0001**  
For the current recessed  
gas meter box

- ✓ 550mm high x 383mm wide (approx)
- ✓ Supplied with latch fitted
- ✓ Manufactured in glass reinforced plastic
- ✓ Supplied with pin hinges fitted




Available in brown  
G01039 IS0053




**G20002 IS0022**  
For the Mk1 recessed  
gas meter box

- ✓ 538mm high x 456mm wide (approx)
- ✓ Supplied with latch fitted
- ✓ Manufactured in glass reinforced plastic
- ✓ Supplied with pin hinges fitted



**G03000 IS0069**  
For the ROI/Bord Gais recessed  
gas meter box

- ✓ 550mm high x 380mm wide (approx)
- ✓ Supplied with latch fitted
- ✓ Manufactured in glass reinforced plastic
- ✓ Supplied with pin hinges fitted



Push the steel fixed pin into the hole in the meter box



With the fixed pin fitted into the box, position the sprung pin over the other hole in the meter box



Push the sprung part of the brass pin in and hold, move the pin over the hole



Release the brass pin allowing the sprung part of the pin to slot into the hole