

AFTERCARE INSTRUCTIONS

Your Bristan accessories have a high quality finish and should be treated with care to preserve the visible surfaces.

All surface finishes will wear if not cleaned correctly, the only safe way to clean your accessory is to wipe with a soft damp cloth. Stains can be removed using washing up liquid. All bath cleaning powders and liquids will damage the surface of your fitting even the non-scratch cleaners.

GUARANTEE

This mirror is manufactured to the highest standard and a 5 year guarantee covers any defect in manufacture. The electrical components have a 3 year guarantee.

PRODUCT CODE: TW MR

TELEPHONE HELP LINE! +44 (0)870 4425553

Bristan Limited
Lagrange
Lichfield Road Industrial Estate
Tamworth
Staffordshire
B79 7XD
UK

Web Site: www.bristan.com
Telephone: +44 (0)870 4425556
Facsimile: +44 (0)870 4425554
Email: enquire@bristan.com
(FI TW MR)

(Rev. D1)

(MZ)

BRISTAN

Twist Curved Mirror

Fitting Instructions & Contents List



Before starting any installation project, consider "safety" first. Look for the "safety note" sign and read the safety advice.

Please keep these instructions for future reference and for the ordering of spare parts.

INSTALLATION

1. Position fixing points on wall for brackets to be attached. The centres from bracket to bracket are 185mm.

Prior to drilling into walls, check there are no hidden electrical wires, cables or water supply pipes with the aid of an electronic detector.

If you use power tools do not forget:

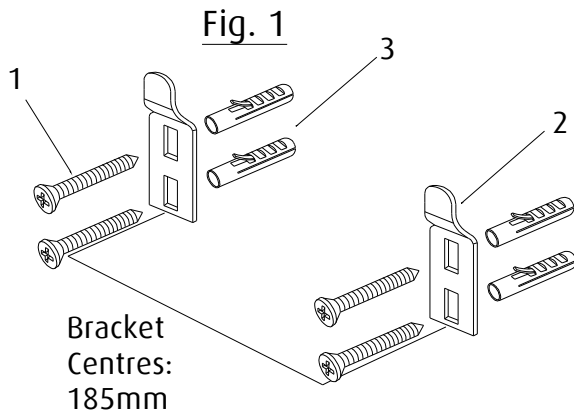


- Wear eye protection
- Unplug equipment after use

2. Drill wall to suit bracket positioning, then insert wall plugs (3) provided (see figures 1 and 2).

3. Insert screws (1) through the slots in brackets (2) and fix to wall plugs.

4. Ensuring that the brackets are firmly attached to wall, place the slots at rear of mirror (4) over the brackets and lower carefully.



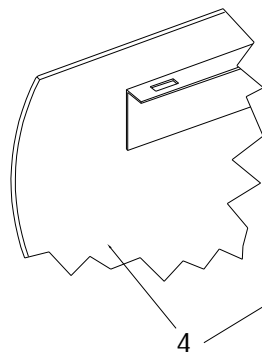
CONTENTS

QTY

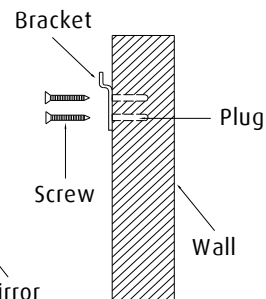
- | | |
|---------------|------|
| 1. Screws | (x4) |
| 2. Brackets | (x2) |
| 3. Wall Plugs | (x4) |
| 4. Mirror | (x1) |

Fig. 2

REAR VIEW



SIDE VIEW



Please Note:-

In the unlikely event you find a part missing please contact our Customer Service Help line on +44 (0)870 4425553 or email enquire@bristan.com for immediate despatch of part.