

galerie plan 450

co-ordinated design with galerie

complete with fixings



Galerie Plan 450 x 320mm basin

to specify/order:

Please use the eight character reference shown below.

washbasin

Wall fixing or furniture

450 x 320mm, 1 centre tap hole **GL4851WH**

furniture

For furniture please refer to the furniture section.

recommended brassware

Qb

Rival

Aquations premiere

Siron

For alternative brassware please refer to the brassware section.

waste

Wastes are shown at the back of this section.

applications

Commercial, Domestic, Hotels and Leisure.

material

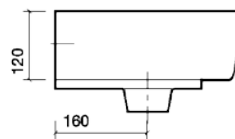
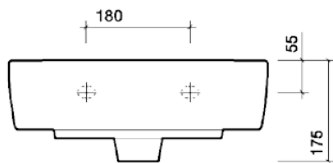
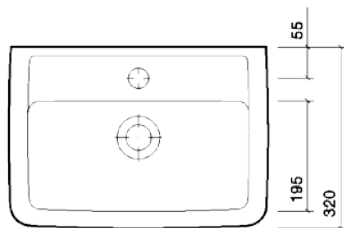
Vitreous china.

colour

White WH.

fixings

Fixings supplied.



All measurements shown are in millimetres. Drawing sizes are not to scale.

Lawton Road, Alsager, Stoke-on-Trent ST7 2DF, UK
 Tel: +44(0) 1270 879777 Fax: +44(0) 1270 873864
 www.twyfordbathrooms.com UK Technical Helpline Tel: 0870 840 0437 Fax: 0870 840 0438

Twyford
bathrooms