

CI/SfB	(53.5)	Xh
June 2007		



**ANDREWS
WATER HEATERS**

OIL-FIRED RANGE

Suitable for 28 and 35 second oil

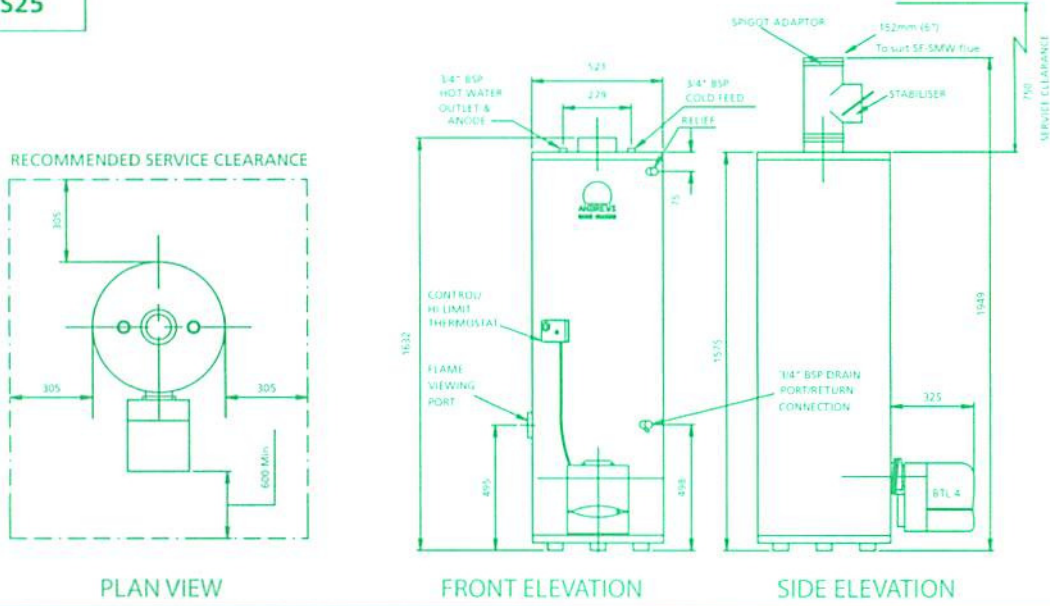
Specification Sheet

THE ENERGY MANAGEMENT OF WATER HEATING

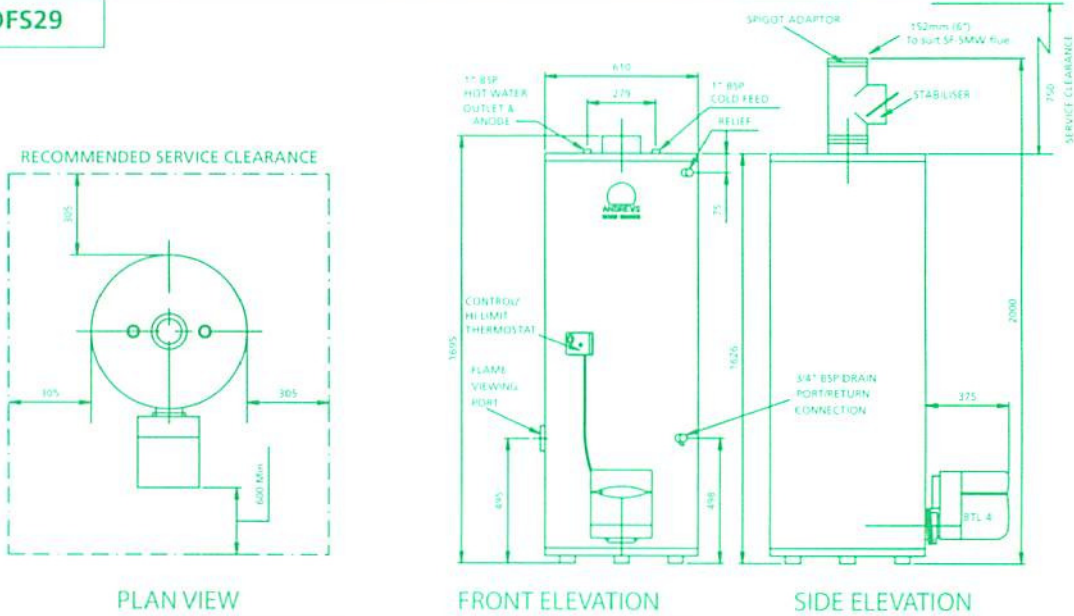


Dimensions and water connections

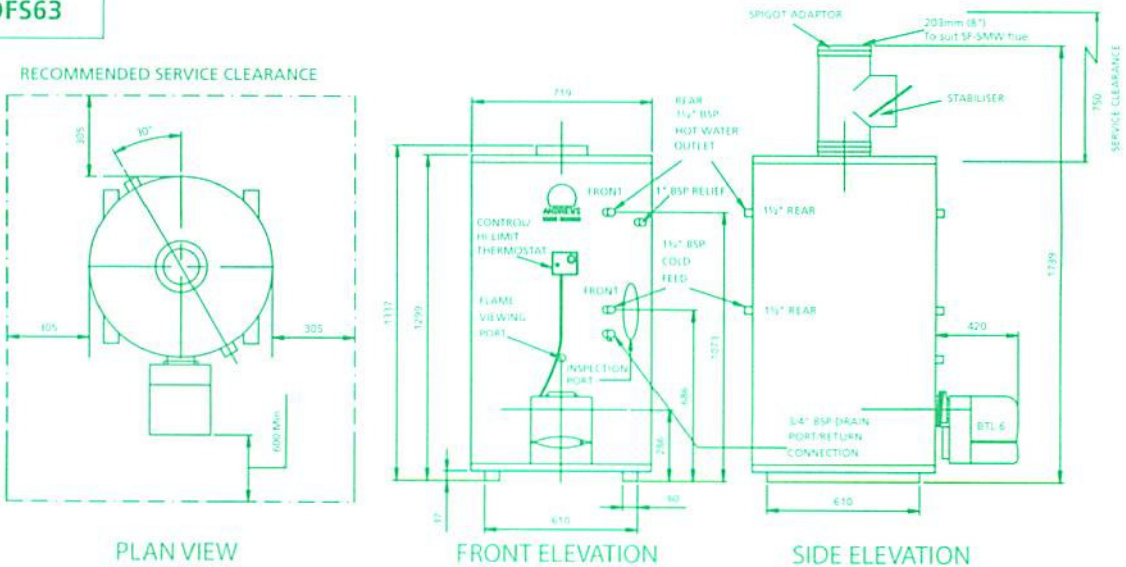
Model OFS25



Model OFS29

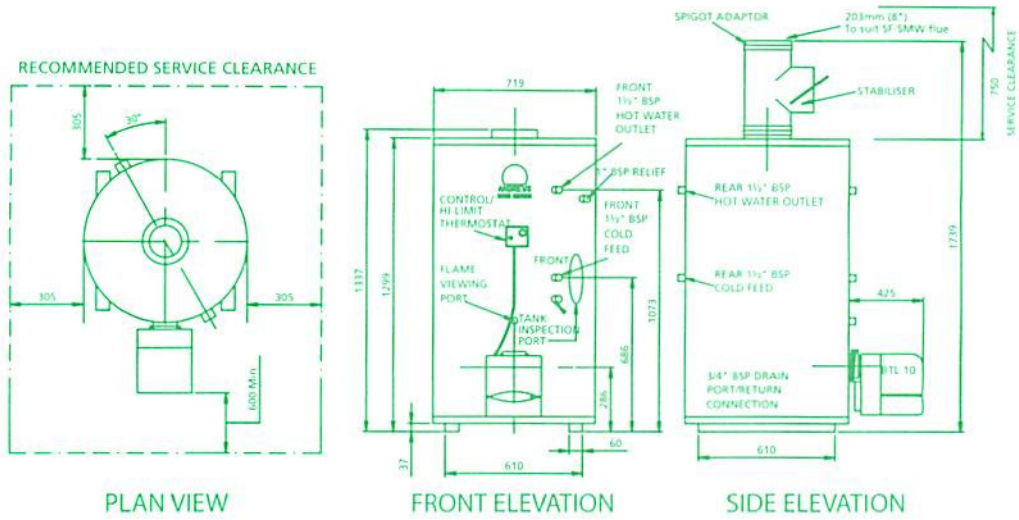


Model OFS63

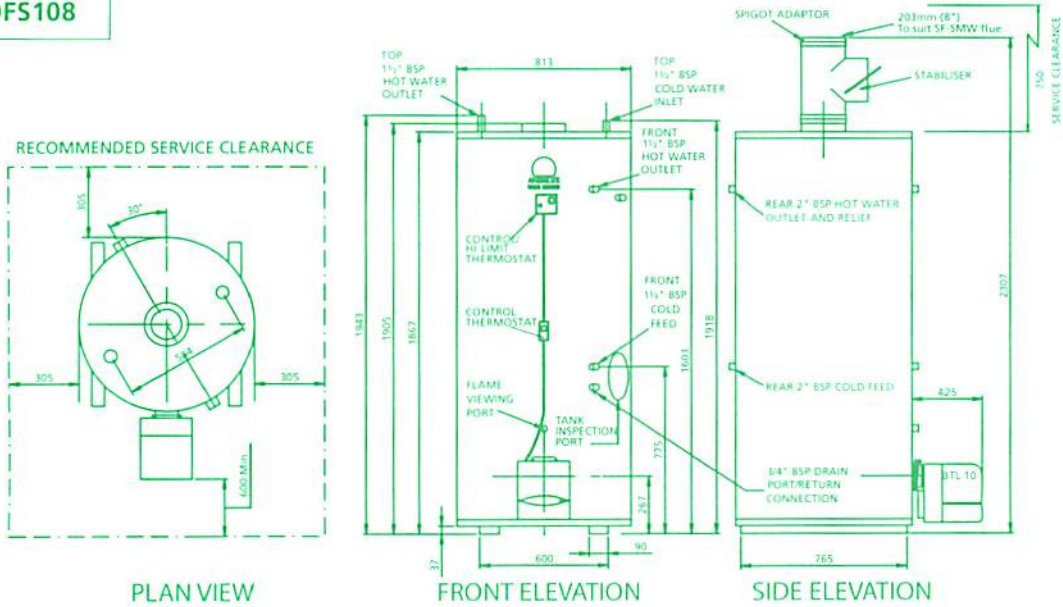


Dimensions and water connections

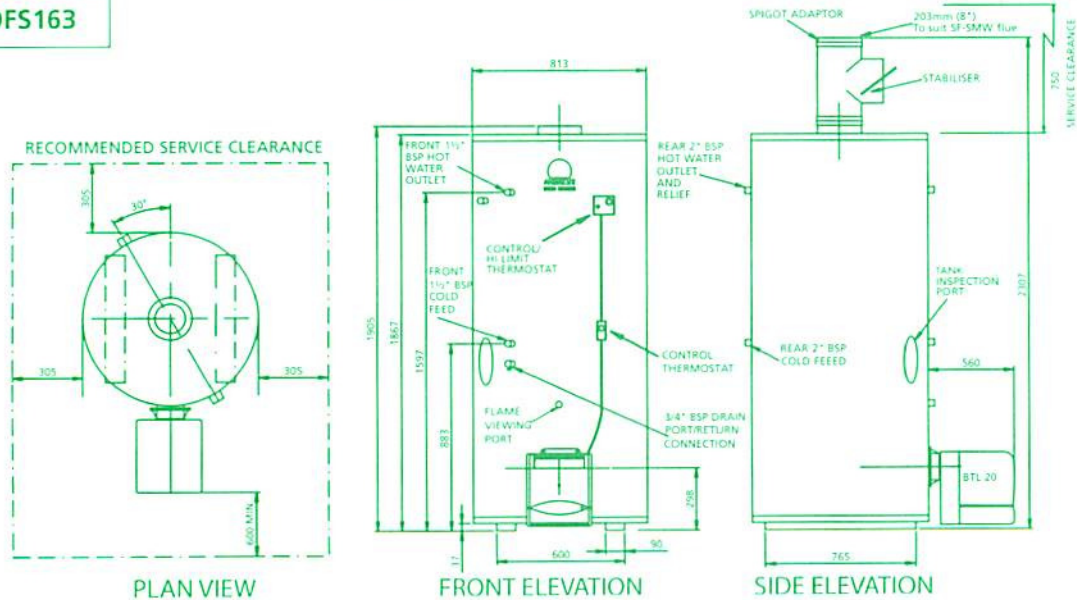
Model OFS90



Model OFS108



Model OFS163



TECHNICAL DATA

Andrews Model No.		OFS25	OFS29	OFS63	OFS90	OFS108	OFS163
Storage Cap	Ltrs	192	265	146	146	378	306
Storage Cap	Galls	42	58	32	32	83	67
Rec Thro 50°C	Ltrs/Hr	432	490	1080	1548	1857	2786
Rec Thro 50°C	Galls/Hr	95	108	238	341	408	613
Rec Thro 56°C	Ltrs/Hr	390	443	975	1398	1677	2516
Rec Thro 56°C	Galls/Hr	86	97	214	307	368	552
Heat Input	kW	30.8	34.9	71.8	102.6	123.1	184.6
Heat Output	kW	25.2	28.6	63	90.3	108.3	162.5
Heat Input	Btu/Hr	105,000	119,000	245,000	350,000	420,000	630,000
Heat Output	Btu/Hr	86,000	97,580	215,600	308,000	369,600	554,400
Efficiency	%	82	82	88	88	88	88
Fuel	B52869 Kerosene Class C2 6 Gas Oil Class D						
Burner Type	EOGB	BTL4	BTL4	BTL6	BTL10	BTL10	BTL20
Elec. Data	V	220/240	220/240	220/240	220/240	220/240	220/240
Frequency	Hz	50	50	50	50	50	50
Power Cons.	Watt	110	110	110	110	110	185
Start Current	Amp	2.2	2.2	2.2	2.2	2.2	2.0
Run Current	Amp	0.87	0.87	0.87	0.887	0.87	1.28
Fuse	Amp	5	5	5	5	5	5
Nozzle fitted	Kero	0.75x80s	0.85x80s	1.65x80s	2.50x80s	3.00x80s	4.50x80s
Pressure	PSI	113	110	127	113	113	113
Pressure	Bar	7.8	7.6	8.6	7.8	7.8	7.8
Nozzle Supplied	Gas Oil	0.55x80s	0.60x80s	1.25x80s	1.75x80s	2.25x80s	3.50x80s
Pressure	PSI	195	211	206	214	187	174
Pressure	Bar	13.5	14.5	14.2	14.8	12.9	12
Smoke	No	0	0	0	0	0	0
Flue Gas Temp	°C	380	380	260	260	260	260
CO ^v	%	11.5	11.5	11.5	11.5	11.5	11.5
O ^v	%	5.5	5.5	5.5	5.5	5.5	5.5
Fuel Cons. Kero	L/H	3.2	3.7	7.5	10.8	12.9	19.4
Fuel Cons. Kero	GPH	0.70	0.81	1.65	2.4	2.8	4.3
Fuel Cons. Gas Oil	L/H	3.1	3.5	7.2	10.3	12.4	18.6
Fuel Cons. Gas Oil	GPH	0.68	0.77	1.60	2.3	2.7	4.1
Max Work Press	PSI	150	150	150	150	150	150
Max Work Press	Bar	10.3	10.3	10.3	10.3	10.3	10.3
Max Test Press	PSI	300	300	300	300	300	300
Max Test Press	Bar	20.6	20.6	20.6	20.6	20.6	20.6
Weight Empty inc Burner	Kg	118.5	143.5	195	195	345	395
Weight Empty inc Burner	Lbs	260	315	429	429	761	871
Weight Full inc Burner	Kg	309	406	340	340	722	699
Weight Full inc Burner	Lbs	680	895	749	749	1591	1541
Shipping Height	mm	1645	1740	1530	1530	2434	2134
Shipping Width	mm	685	737	991	991	965	965
Shipping Depth	mm	737	775	883	888	1073	1073

ANCILLARY EQUIPMENT

The following ancillary items are available.

- Unvented system kit for direct connection to the mains water supply.
- Correx maintenance free anodes.
- Direct storage tanks available in 300, 455 and 755 litre sizes.
- Exhausto flue fan kit to provide horizontal flue termination.

See our price list or contact the Andrews sales team for further details.

HEATER INSTALLATION

The operation and maintenance manual supplied with each appliance provides full installation details. This manual is also available as a hard copy or by email from our sales office.

SYSTEMS & SIZING

A sizing guide including schematic system designs is also available as a hard copy or by email.



Andrews Water Heaters
 Wood Lane, Erdington
 Birmingham B24 9QP
 Tel: General: 0845 070 1055 Sales: 0845 070 1056 Technical: 0845 070 1057
 Service: 0845 070 1058 Fax: 0845 070 1059
 E-mail: andrews@andrews-waterheaters.co.uk
 www.andrewswaterheaters.co.uk