







Mirror cabinet



Adjustable shelves
 Door type: Hinged
 Installation type: Wall-hung
 Internal shelves: 2
 Number of doors: 1
 Reversible
 Shape: Rectangular

Colours and finishes

How to obtain the reference number
 Replace the “..” with the desired finish code from the list below

-  153 Gloss Anthracite Grey
-  154 Textured wenge
-  155 Textured oak
-  201 Wenge
-  222 Walnut
-  806 Gloss white

Dimensions

Length: 400 mm.
 Width: 150 mm.
 Height: 600 mm.

Balance and perfection in a design that gets its inspiration from the full Moon as a source of light and freshness. This collection is a versatile, young and urbane proposal that can adapt to any kind of design space, combining practicality, elegance and design.

Technical drawings

