

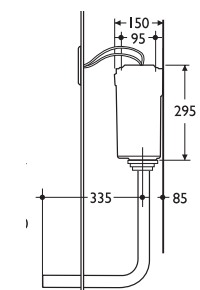
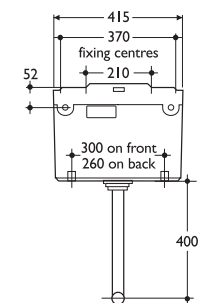
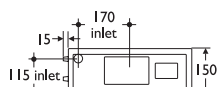
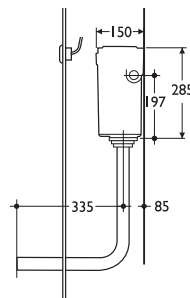
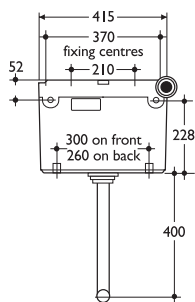
cisterns & fittings

# conceala 2 cisterns, button

Conceala 2 ducted pneumatic valve cisterns in plastic are suitable for low level installation.

Supplied with components pre-fitted to reduce installation time the cisterns are also suitable for furniture use. Single or dual flush push button operation.

- Components pre-fitted
- Low level or furniture use
- Single or dual flush push button options
- Compact design



## ● Single flush

### Illustrated

**S362267** Conceala 2 cistern & cover, 6 litres capacity, with pneumatic single flush valve fitting, 1/2in Microvalve HP/LP ballvalve, side supply, internal overflow, plastic flushbend, Simpla inlet connector

**S4512MY** Pneumatic finger push button in stainless steel for 31mm maximum thickness partition

### Material

Plastic cistern with stainless steel push button body

### Weight

Cistern 3.0kg

### Options

**S362367** Cistern with bottom supply and internal overflow

**S4489MY** Pneumatic wall push button extended to suit 400mm maximum wall thickness

**S4464AA** Pneumatic finger push button in chromium plated plastic for 31mm maximum thickness partition

**S4463AA** Pneumatic wall push button in chromium plated plastic (to suit maximum 31mm thick panel)

**S4513MY** Pneumatic palm push button in stainless steel for 31mm maximum thickness partition

### Special notes

Cistern is supplied with 800mm length of plastic air tube which push fits to the back of the pneumatic push button and to the bellows assembly in the concealed cistern. The tube is trimmed to length to suit the position of the push button. All Conceala 2 cisterns are supplied complete with an internal overflow. For applications where an external overflow is required, please specify additional part SV46967 (bottom supply cisterns) or S453067 (side supply cisterns)



## ● Dual flush

### Illustrated

**S362467** Conceala 2 cistern & cover, 6 litres capacity, with pneumatic dual flush valve fitting, 1/2in ballvalve, top supply, internal overflow, plastic flushbend, Simpla inlet connector

**S4397AA** Armitage Shanks contemporary flushplate, chromium plated

### Material

Plastic

### Weight

Cistern 3.0kg

### Options

**S362567** Cistern with bottom supply and internal overflow

**E4437AA** Ideal Standard contemporary flushplate, chromium plated

**S4399AA** Unbranded contemporary flushplate, chromium plated

### Special notes

Cistern can be built into wall, with access created by removing the flushplate. All Conceala 2 cisterns are supplied complete with an internal overflow. For applications where an external overflow is required, please specify additional part SV46967 (bottom supply cisterns) or S453067 (side supply cisterns)

WCs

cisterns & fittings

