

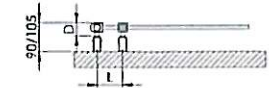
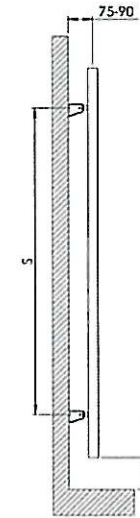
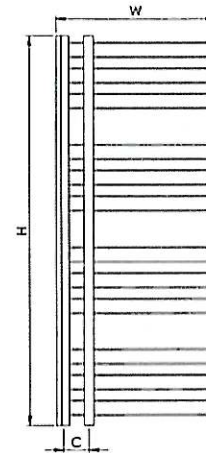
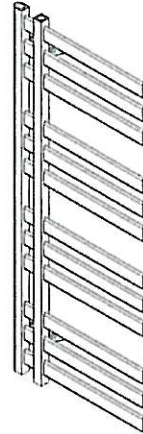
max. working pressure
 betriebsüberdruck 10 bar

max. working temperature
 betriebstemperatur 95 °C

all dimensions are in
 alle masse sind in mm.

connections
 anschlüsse 1/2"

optional heating element usage available
 optional heizstab verwendung benutzbar



material	finish ausführung	installation aufstellung	warranty garantie
steel / stahl	chrome plated / verchromt	vertical / vertikal	5 years / 5 Jahre

Product Code
 Artikelnummer

TET0500100009

Width Baulänge	Height Bauhöhe	Depth Bautiefe	Conn Centers Anschlussachse	Tube Quantily Rohranzahl	Assembly Axis Montageachse		Weight Gewicht	Water Capacity Wasserinhalt	Thermal Power (chrome) Wärmeleistung (verchromt)		
					S	L			btu	k/cal	watt
W	H	D	C		S	L	kg.	lt.	btu	k/cal	watt
500	1000	42	80	9	720	80	9,6	3,5	1445	364	423