

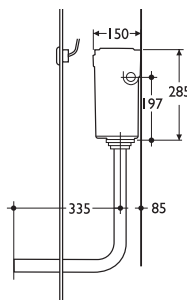
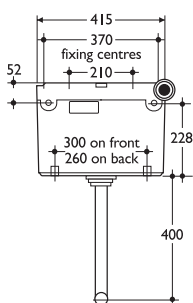
anti vandal

conceala 2 cistern

Conceala 2 ducted pneumatic valve cisterns in plastic are suitable for low level installation.

Supplied with components pre-fitted to reduce installation time the cisterns are also suitable for furniture use. Single or dual flush push button operation.

- Components pre-fitted
- Low level or furniture use
- Single or dual flush push button options
- Compact design



- Low level
- Single flush

Illustrated
S362267 Conceala 2 cistern & cover, 6 litres capacity, with pneumatic single flush valve fitting, 1/2in Microvalve HP/LP ballvalve, side supply, internal overflow, plastic flushbend, Simpla inlet connector
S4512MY Pneumatic finger push button in stainless steel for 31mm maximum thickness partition

Material
Plastic cistern with stainless steel push button body

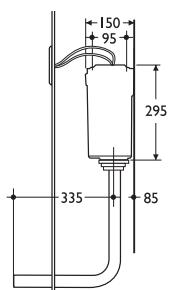
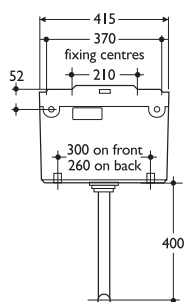
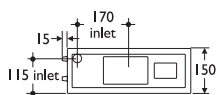
Weight
Cistern 3.0kg

Options
S362367 Cistern with bottom supply and internal overflow
S4489MY Pneumatic wall push button extended to suit 400mm maximum wall thickness stainless steel body
S4463AA Pneumatic wall push button in chromium plated plastic (to suit maximum 31mm thick panel)

Special notes
Cistern is supplied with

800mm length of plastic air tube which push fits to the back of the pneumatic push button and to the bellows assembly in the concealed cistern. The tube is trimmed to length to suit the position of the push button. All Conceala 2 cisterns are supplied complete with an internal overflow. For applications where an external overflow is required, please specify additional part SV46967 (bottom supply cisterns) or S453067 (side supply cisterns)

- Low level
- Dual flush



Illustrated
S362467 Conceala 2 cistern & cover, 6 litres capacity, with pneumatic dual flush valve fitting, 1/2in ballvalve, top supply, internal overflow, plastic flushbend, Simpla inlet connector
S4397AA Armitage Shanks contemporary flushplate, chromium plated

Material
Plastic

Weight
Cistern 3.0kg

Options
S362567 Cistern with bottom supply and internal overflow
E4437AA Ideal Standard contemporary flushplate, chromium plated
S4399AA Unbranded contemporary flushplate, chromium plated

Special notes
Cistern can be built into wall, with access created by removing the flushplate. All Conceala 2 cisterns are supplied complete with an internal overflow. For applications where an external overflow is required, please specify additional part SV46967 (bottom supply cisterns) or S453067 (side supply cisterns)

anti vandal

