

bathroom furniture concept bath panels, corner plinths and legs

A comprehensive collection of freestanding and fitted furniture units designed for the Concept range, offering an endless choice of practical storage solutions.

Includes space saving and short projection units for cloakrooms and en-suites. Soft close hinges and drawers provide smooth functionality.

Co-ordinated accessories, mirror units, splashbacks, bath-panels, plinths and fillers complete the package to style even the smallest of bathrooms.

Domestic and hotel use

Illustrated in SX Dark Walnut

Available in 3 finishes

Design co-ordinated to the Concept range



Illustrated

- E7379** Concept 1500mm furniture bath front panel
- E7377** Concept 700mm furniture bath end panel

Weight

- 1500mm front 8.0kg
- 1700mm front 9.0kg
- 700mm end 6.0kg
- 750mm end 7.0kg

Finishes

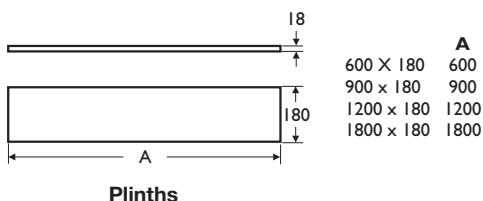
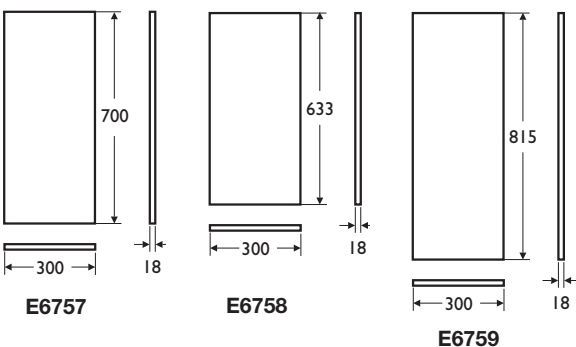

Mirrored wall units, shelf link unit, worktops, plinths and bath panels are only available in 3 colour Dark Walnut (SX), America Oak (SO), White Gloss (WG)

Options

- E7376** Concept 1700mm furniture bath front panel
- E7378** Concept 750mm furniture bath end panel

Special notes

Bath panels in furniture finishes are for 500mm high baths with Ideal Waste System only.



Illustrated

- E6757** Concept wall unit filler panel
- E6758** Concept base unit filler panel

- E6759** Concept w.c. unit filler panel

- E6761** Concept corner post for 210mm or 300mm depth ranges

- E6763** Concept 600mm continuous plinth with pair of return ends

- E6764** Concept 900mm continuous plinth with pair of return ends

- E6765** Concept 1200mm continuous plinth with pair of return ends

- E6766** Concept 1800mm continuous plinth with pair of return ends

- E662067** Pack 4 plastic legs

Weight

- Wall 4.0kg
- base 3.0kg
- WC 4.0kg
- Corner 2.0kg
- Plinth 600mm 1.0kg
- Plinth 900mm 1.5kg
- Plinth 1200mm 2.0kg
- Plinth 1800mm 3.0kg

Finishes

Mirrored wall units, shelf link unit, worktops, plinths and bath panels are only available in 3 colour Dark Walnut (SX), America Oak (SO), White Gloss (WG)

Special notes

All plinths & filler panels are made from carcass material 18mm MFC



furniture