


# Malleable Iron

Options:

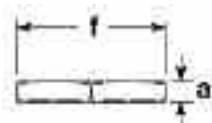


Galvanised

Black

## 150 Backnut PN25

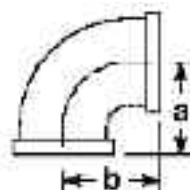
Parallel thread to BS 2779 (ISO 228-1)



FITTING SIZE (inch)	DIMENSIONS (mm)		WEIGHT (kg) per 100 pieces
	a	f	
*1/4	7	22	1.12
3/8	8	26	2.17
1/2	8	31	2.43
3/4	9	38	4.32
1	10	45	6.40
1 1/4	11	55	9.68
1 1/2	12	63	13.64
2	13	76	23.38
2 1/2	13	98	30.18
3	21	109	59.84

\*Supplied in mild steel.

## 151 Elbow PN25



FITTING SIZE (inch)	DIMENSIONS (mm)		WEIGHT (kg) per 100 pieces
	a	b	
<b>Equal</b>			
1/8	19	19	3.12
1/4	21	21	4.08
3/8	25	25	5.91
1/2	28	28	10.80
3/4	33	33	16.70
1	38	38	25.70
1 1/4	45	45	41.40
1 1/2	50	50	51.60
2	58	58	82.30
2 1/2	69	69	134.40
3	78	78	190.60
4	96	96	287.78
5	115	115	500.57
6	131	131	700.00
<b>Reducing</b>			
3/8 x 1/4	23	23	5.47
1/2 x 1/4	25	25	8.00
1/2 x 3/8	26	26	9.10
3/4 x 1/2	30	31	13.20
1 x 1/2	32	34	18.50
1 x 3/4	35	36	22.00
1 1/4 x 1/2	36	41	26.80
1 1/4 x 3/4	36	41	29.10
1 1/4 x 1	42	46	31.98
1 1/2 x 3/4	39	44	31.98
1 1/2 x 1	42	46	38.70
2 x 1	44	51	50.82
2 x 1 1/2	52	55	67.53

\*Supplied in mild steel.

Every effort has been made to ensure that the information contained in this publication is accurate at the time of publishing. Crane Ltd assumes no responsibility or liability for typographical errors or omissions or for any misinterpretation of the information within the publication and reserves the right to change without notice.